October Block of the Month Swap

"Bento Box"

We will be using dark and light Batiks for this month's block exchange. Please wash all fabric and pay close attention to ¼ in. seam allowance.

You will need ½ yard of dark Batik and ½ yard of light Batik. Your choice of color, but a high contrast will work best. This will make 24 blocks. We will be trading in pairs, one light center and one dark center. This will give us enough blocks for a nice little quilt. Anytime you wish to trade more blocks just make another set out of different fabrics.

Instructions for "Bento Box" Block - From each fabric cut 1 - 3" strip and 6 - 2-¼" strips. Strip Sets: Sew 1 strip set with 2-¼" dark strips on either side of one 3" light strip. Likewise, sew a reverse strip set with 2-!/4" light strips on either side of one 3" dark strip. Iron all seam allowances towards the dark fabric. Once sewn, these strips should measure 6-½" wide.



From each strip set, cut 3" lengths for a total of 12 sections.

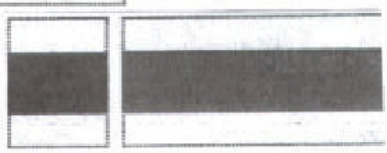

From remaining 2-¼" light and dark strips cut 6-½" lengths.



Assemble Blocks : To construct one block, take one strip set section with a light square center and attach 2 2-¼" x 6-½ dark strips to the top and bottom creating a dark 1-½" frame around the light center square. Assemble 12 blocks using dark frames. Reverse the procedure and construct 12 block with light frames and dark centers.

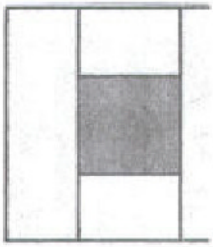

Pair 'em Up! Pin one of each block together for a total of 12 pined pairs. Place your blocks into a zip-lock bag and bring them to the Oct. meeting and let the fun begin!

We would like to give back to our group and our community so if you have a little extra fabric and would like to make an extra pair for community quilts this would be greatly appreciated.



Tips ; To get a better seam match, try to feed the strips into your sewing machine so that the top seam allowance is folded away from you, the bottom seam folded towards you. Since most machines push on the top fabric and pull the bottom, this pushes the top seam and pulls the bottom seam together, allowing the seams to" lock" together.

